



H05VV-F/ H05VVH2-F

Application and Description

These cables are suited for medium mechanical stress in damp and wet environments such as refrigerators, washing machines, spin dryers and other appliances, as long as it meets applicable equipment specifications. These cables are also suited for cooking and heating apparatus, provided that the cable does not come into direct contact with the hot parts of the apparatus or with any other heat source. Further applications of this cable include: Fixed installation in furniture, partition walls, decorative covering, and in the hollow spaces of prefabricated building parts. They are not suitable for outdoor use, industrial (except clothing manufacture) or farming applications. Max operating voltage in single or three phase system is U_0/U 318/550 volts. In a direct system, max operating voltage is U_0/U 413/825 volts.

Standard and Approval


VDE0281, CENELEC HD21.5, CE low voltage directive 73/23/EEC & 93/68/EEC., ROHS compliant
0.5 - 2.5mm² to BS6500, 4.0mm² to BS7919, 6.0mm² generally to BS7919,

Cable Construction

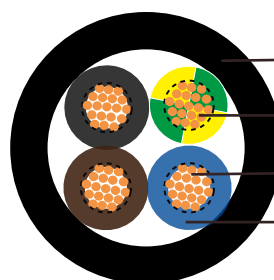
- Bare copper fine wire conductor
- Stranded to DIN VDE 0295 cl. 5, BS 6360 cl. 5, IEC 60228 cl. 5 and HD 383
- PVC core insulation T12 to VDE-0281 Part 1
- Color coded to VDE-0293-308
- Green-yellow grounding (3 conductors and above)
- PVC outer jacket TM2

Technical Characteristics

- Working voltage: 300/500 volts
- Test voltage: 2000 volts
- Flexing bending radius: $7.5 \times \varnothing$
- Static bending radius: $4 \times \varnothing$
- Flexing temperature: -5°C to $+70^\circ \text{C}$
- Static temperature: -40°C to $+70^\circ \text{C}$
- Short circuit temperature: $+160^\circ \text{C}$
- Flame retardant: IEC 60332.1
- Insulation resistance: 20 M Ω x km



H05VV-F




- PVC outer jacket
- Green/Yellow wire
- Bare copper conductor
- PVC insulation

H05VV-F




German Standard (VDE)



PVC insulation
Bare copper conductor
PVC outer jacket

H05VVH2-F



H05VVH2-F

Cable Parameter

AWG	No. of Cores x Nominal Cross Sectional Area # x mm ²	Nominal Thickness of Insulation mm	Nominal Thickness of Sheath mm	Nominal Overall Diameter mm	Nominal Copper Weight kg/km	Nominal Weight kg/km
H05VV-F						
18(24/32)	2 x 0.75	0.6	0.8	6.4	14.4	57
18(24/32)	3 x 0.75	0.6	0.8	6.8	21.6	68
18(24/32)	4 x 0.75	0.6	0.8	7.4	29	84
18(24/32)	5 x 0.75	0.6	0.9	8.5	36	106
17(32/32)	2 x 1.00	0.6	0.8	6.8	19	65
17(32/32)	3 x 1.00	0.6	0.8	7.2	29	79
17(32/32)	4 x 1.00	0.6	0.9	8.0	38	101
17(32/32)	5 x 1.00	0.6	0.9	8.8	48	123
16(30/30)	2 x 1.50	0.7	0.8	7.6	29	87
16(30/30)	3 x 1.50	0.7	0.9	8.2	43	111
16(30/30)	4 x 1.50	0.7	1.0	9.2	58	142
16(30/30)	5 x 1.50	0.7	1.1	10.5	72	176
14(30/50)	2 x 2.50	0.8	1.0	9.2	48	134
14(30/50)	3 x 2.50	0.8	1.1	10.1	72	169
14(30/50)	4 x 2.50	0.8	1.1	11.2	96	211
14(30/50)	5 x 2.50	0.8	1.2	12.4	120	262
12(56/28)	3 x 4.00	0.8	1.2	11.3	115	233
12(56/28)	4 x 4.00	0.8	1.2	12.5	154	292
12(56/28)	5 x 4.00	0.8	1.4	13.7	192	369
10(84/28)	3 x 6.00	0.8	1.1	13.1	181	328
10(84/28)	4 x 6.00	0.8	1.3	13.9	230	490
H05VVH2-F						
18(24/32)	2 x 0.75	0.6	0.8	4.2 x 6.8	14.4	48
17(32/32)	2 x 1.00	0.6	0.8	4.4 x 7.2	19.2	57